



Guest Wireless Network Access

6 month renewable access • One account per email address

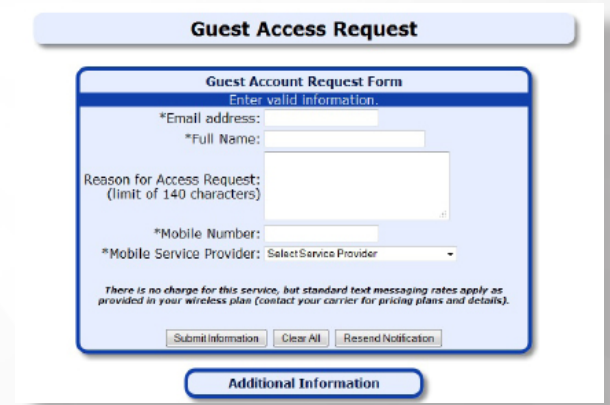
1 Select UNL-GUEST from available wireless networks.



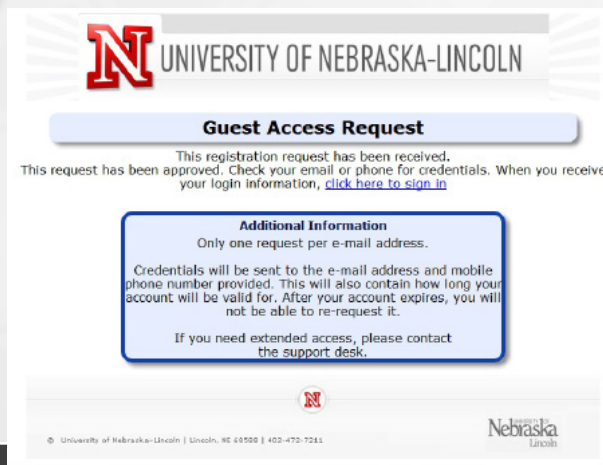
2 Your browser should automatically open to the guest login page. Click the link for new guests:



3 Please complete all the required fields and click "Submit Information". A login name and password will be sent to your email and as a text message to your phone.

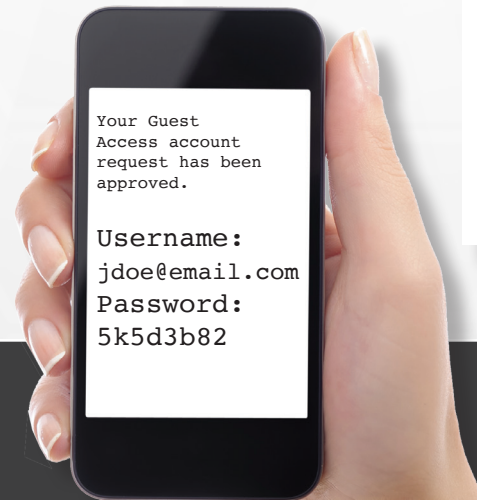


4 Your request will be acknowledged. Click the link to sign in.



5 Enter the login and password retrieved via text/email. Click submit button.

Network access will be activated.



QUESTIONS? Call the UNL Computer Help Center (402) 472-3970